

Understanding Your NEM Bill



Thank you for being a CleanPowerSF Net Energy Metering (NEM) customer! We're here to help you understand your electric bill.

What is Net Energy Metering (NEM)?

Net Energy Meeting (NEM) is a special billing arrangement that allows customers with onsite renewable energy systems, such as solar panels, to receive credits on their bill when they generate more energy than they use.

To help CleanPowerSF customers understand their NEM bill, we have included two sample bills on the next page: a monthly NEM bill and an annual True Up bill.

What are the benefits of being a CleanPowerSF NEM customer?



Convenient Monthly Billing: CleanPowerSF bills monthly for any electricity usage that is not covered by bill credits.



Premium Credit for Annual Net Surplus Generation: At the end of your billing cycle, CleanPowerSF pays more for your excess energy compared to PG&E.



Option to Upgrade: Upgrading to SuperGreen, CleanPowerSF's 100% renewable service, ensures that you can be powered by renewable energy, even if your solar panels do not cover all of your annual electricity usage.


What is the annual True Up process?

CleanPowerSF's 12-month NEM billing cycle runs from May to April. Following your April bill, CleanPowerSF will review your account to determine if you produced more energy than you used over the course of the year and are therefore eligible to receive Net Surplus Compensation (NSC). This is called the annual True Up. CleanPowerSF credits this excess energy at a rate of \$0.0893 per kWh, more than PG&E. Your True Up adjustments will typically be reflected in your May, June, or July PG&E bill.

Your Net Surplus Compensation will be issued as a bill credit that will apply to future CleanPowerSF charges. Unused compensation will roll over each year. You can also choose to receive your payment via check by submitting a Cash Out Form, which can be found on our website at cleanpowersf.org/solar.

Understanding Your Monthly CleanPowerSF NEM Bill

Net Generator Bill



ENERGY STATEMENT
www.pge.com/MyEnergy

Account No: 1234567890-1
Statement Date: 05/08/2023
Due Date: 05/30/2023

Details of CleanPowerSF Electric Generation Charges

03/31/2023 - 05/01/2023 (32 billing days)

Service For: 123 CleanPowerSF Way
Service Agreement ID: 0123456789 ESP Customer Number: 0123456789

Rate Schedule: NEM E-TOU-C3		
Generation - On Peak - Winter	131.486000 kWh @ \$0.12180	\$16.01
Production - Off Peak - Winter	-176.866500 kWh @ \$0.10788	-19.08
	Net Charges	-3.07
Energy Commission Surcharge Credited to NEM Balance		0.00
		\$3.07

Your CleanPowerSF NEM Credit Balance is now \$3.07.
Your CleanPowerSF NEM Energy Balance is now -45.381 kWh.
CleanPowerSF is committed to protecting customer privacy. Learn more at cleanpowersf.org/privacy.

Total CleanPowerSF Electric Generation Charges

\$0.00

Service Information
Total Usage 45.380500 kWh

For questions regarding charges on this page, please contact:
CLEANPOWERSF
525 GOLDEN GATE AVE FL 7
SAN FRANCISCO CA 94102
1-415-554-0773
www.cleanpowersf.org

Additional Messages
CleanPowerSF is a not-for-profit program of the San Francisco Public Utilities Commission (SFPUC), which partners with PG&E to supply renewable electricity to the power grid.
CleanPowerSF replaces PG&E's charge for electric generation on your bill. This is not an additional charge. PG&E continues to send you a monthly bill, operate and maintain the electrical grid, and respond to outages.
You can choose to upgrade from Green (at least 43% renewable energy) to SuperGreen (100% renewable energy) at cleanpowersf.org/supergreen.

1

1 Account Number

This ten-digit number identifies your account. You'll need this to check your account status or make changes to your service.

2 Production/Generation

This is the breakdown of electricity you either consumed from CleanPowerSF or produced from your solar PV system. Production indicates that your system produced more energy than you used. Generation indicates that you used more energy than your system produced.

3 Net Charges


This is the total of your CleanPowerSF charges and credits on your bill. A positive number expresses a charge, whereas a negative number expresses a credit.

4 Credited to NEM Balance/Charged to NEM Balance

This number represents the credits you earned over this billing period or credits deducted and applied to this bill. If you were a net consumer and had no credits available, you will not see this line.

This customer was a net generator, meaning they generated more energy than they used during this month.

Net Consumer Bill



ENERGY STATEMENT
www.pge.com/MyEnergy

Account No: 1234567890-1
Statement Date: 10/25/2023
Due Date: 11/15/2023

Details of CleanPowerSF Electric Generation Charges

09/19/2023 - 10/18/2023 (30 billing days)

Service For: 123 CleanPowerSF Way
Service Agreement ID: 0123456789 ESP Customer Number: 0123456789

Rate Schedule: NEM E-TOU-C3		
Generation - On Peak - Winter	57.266000 kWh @ \$0.14166	\$8.11
Generation - On Peak - Summer	27.532000 kWh @ \$0.19422	5.35
Production - Off Peak - Winter	-0.742000 kWh @ \$0.12547	-0.09
Production - Off Peak - Summer	-43.953000 kWh @ \$0.13662	-6.00
	Net Charges	7.37
Energy Commission Surcharge Charged to NEM Balance		0.01
		-7.38

Your CleanPowerSF NEM Credit Balance is now \$136.57.
Your CleanPowerSF NEM Energy Balance is now -1136.978 kWh.
CleanPowerSF is committed to protecting customer privacy. Learn more at cleanpowersf.org/privacy.

Total CleanPowerSF Electric Generation Charges

\$0.00

Service Information
Total Usage 40.103000 kWh

For questions regarding charges on this page, please contact:
CLEANPOWERSF
525 GOLDEN GATE AVE FL 7
SAN FRANCISCO CA 94102
1-415-554-0773
www.cleanpowersf.org

Additional Messages
CleanPowerSF is a not-for-profit program of the San Francisco Public Utilities Commission (SFPUC), which partners with PG&E to supply renewable electricity to the power grid.
CleanPowerSF replaces PG&E's charge for electric generation on your bill. This is not an additional charge. PG&E continues to send you a monthly bill, operate and maintain the electrical grid, and respond to outages.
You can choose to upgrade from Green (at least 43% renewable energy) to SuperGreen (100% renewable energy) at cleanpowersf.org/supergreen.

1

5 CleanPowerSF NEM Credit Balance

The total credit amount that will carry forward and be applied to future CleanPowerSF charges until your Annual True Up.

6 CleanPowerSF NEM Energy Balance


Represents your total net energy usage and production since your last CleanPowerSF True-Up. A negative number indicates you are a net generator. A positive number indicates you are a net consumer.

This customer was a net consumer, meaning they generated less energy than they used over this month.



Understanding Your CleanPowerSF True Up Bill

Net Generator True Up Bill



ENERGY STATEMENT
www.pge.com/MyEnergy

Account No: 1234567890-1
Statement Date: 05/09/2023
Due Date: 05/30/2023

Details of CleanPowerSF Electric Generation Charges

04/03/2023 - 05/02/2023 (30 billing days)

Service For:
Service Agreement ID: ESP Customer Number: 0123456789

Rate Schedule: NEM E-TOU-D

SuperGreen	-144.866600 kWh @ \$0.01000	-\$1.45
Generation - On Peak - Winter	21.606900 kWh @ \$0.15599	3.37
Production - Off Peak - Winter	-166.473500 kWh @ \$0.12357	-20.57
NEM True Up Adjustment		-1.79
NEM Cash Out Available	0.000000 @ \$0.00000	59.35
NEM Credit Reset	0.000000 @ \$0.00000	-57.56
Net Charges		-18.65
Energy Commission Surcharge		0.00
Credited to NEM Balance		\$18.65
Your CleanPowerSF NEM Credit Balance is now \$78.00.		
Your CleanPowerSF NEM Energy Balance is now -144.867 kWh.		
CleanPowerSF is committed to protecting customer privacy.		
Learn more at cleanpowersf.org/privacy .		

Total CleanPowerSF Electric Generation Charges **\$0.00**

Service Information

Total Usage -144.866600 kWh

For questions regarding charges on this page, please contact:
CLEANPOWERSF
525 GOLDEN GATE AVE FL 7
SAN FRANCISCO CA 94102
1-415-554-0773
www.cleanpowersf.org

Additional Messages

CleanPowerSF is a not-for-profit program of the San Francisco Public Utilities Commission (SFPUC), which partners with PG&E to supply renewable electricity to the power grid.

CleanPowerSF replaces PG&E's charge for electric generation on your bill. This is not an additional charge. PG&E continues to send you a monthly bill, operate and maintain the electrical grid, and respond to outages.

You can choose to upgrade from Green (at least 43% renewable energy) to SuperGreen (100% renewable energy) at cleanpowersf.org/supergreen.

This customer was a net generator, meaning they generated more energy than they used over the annual True Up Period.

1 NEM True Up Adjustment

This is how we adjust your NEM Credit Balance to reflect your NEM Annual True Up amount. For customers with no compensation available, this is how we reset your NEM Credit Balance to zero.

2 NEM Cash Out Available

This number indicates how much money you have available to cash out. This includes compensation that you received for current year net generation as well as any remaining compensation from prior years. You may receive a check for this amount by submitting a cash out form, otherwise the funds remain in your NEM Credit Balance and can be used as a credit on your bill. Unused compensation will roll over each year.

Customers with no compensation available will not have this line on their True Up bill.

3 NEM Credit Reset


This is how we adjust your NEM Credit Balance to reflect your available cash out. For customers with no cash out available, this is how we reset your NEM Credit Balance to zero.

4 NEM Energy Balance

Your NEM Energy Balance is reset to zero as part of the true up process. The NEM Energy Balance will show the running total for the current annual True Up Period.

Since the May bill is the first bill of the new True Up Period and because the NEM Energy Balance has been reset, the NEM Energy balance shown here includes only the monthly usage for this bill.

Net Consumer True Up Bill



ENERGY STATEMENT
www.pge.com/MyEnergy

Account No: 1234567890-1
Statement Date: 05/10/2023
Due Date: 05/31/2023

Details of CleanPowerSF Electric Generation Charges

04/04/2023 - 05/03/2023 (30 billing days)

Service For:
Service Agreement ID: ESP Customer Number: 0123456789

Rate Schedule: NEM E-TOU-C3

Generation - On Peak - Winter	4.398900 kWh @ \$0.12180	\$0.54
Production - Off Peak - Winter	-20.365600 kWh @ \$0.10788	-2.20
NEM True Up Adjustment		1.09
NEM Credit Reset	0.000000 @ \$0.00000	-1.09
Net Charges		-1.66
Energy Commission Surcharge		0.00
Credited to NEM Balance		\$1.66
Your CleanPowerSF NEM Credit Balance is now \$1.66.		
Your CleanPowerSF NEM Energy Balance is now -15.967 kWh.		
CleanPowerSF is committed to protecting customer privacy.		
Learn more at cleanpowersf.org/privacy .		

Total CleanPowerSF Electric Generation Charges **\$0.00**

Service Information

Total Usage -15.966700 kWh

For questions regarding charges on this page, please contact:
CLEANPOWERSF
525 GOLDEN GATE AVE FL 7
SAN FRANCISCO CA 94102
1-415-554-0773
www.cleanpowersf.org

Additional Messages

CleanPowerSF is a not-for-profit program of the San Francisco Public Utilities Commission (SFPUC), which partners with PG&E to supply renewable electricity to the power grid.

CleanPowerSF replaces PG&E's charge for electric generation on your bill. This is not an additional charge. PG&E continues to send you a monthly bill, operate and maintain the electrical grid, and respond to outages.

You can choose to upgrade from Green (at least 43% renewable energy) to SuperGreen (100% renewable energy) at cleanpowersf.org/supergreen.

This customer was a net consumer, meaning they generated less energy than they used over this annual True Up Period.

QUESTIONS?

(415) 554-0773

cleanpowersf@sfgwater.org

cleanpowersf.org